



Family Activities



Dance Party with Curious George®!

Dancing is a great way for kids to get exercise, express their creativity, communicate feelings, and enjoy music. Join your child in the fun—it's more exciting when everyone plays along!

Freeze Dance

Kids dance like they can't stop, then freeze like a statue!

- Put on music and have everyone dance.
- Stop the music suddenly—everyone freezes in place!
- Begin again, starting and stopping the music.

Swing Your Partner!

Offer kids some unusual dance partners and watch how creative they get!

- Give dancers a choice of dance "partners:" a broom, scarf, fan, stuffed animal, pair of wooden spoons, or other household item.
- Put on music and have each dancer hit the dance floor with his or her partner!
- Take turns dancing with new partners—is it more fun to dance with a scarf or a broom? Change the music to create a different mood or rhythm.

The Add-On Dance

Together, make up a dance, step by step—can everyone remember the moves?

- The first dancer does a dance move ("jump three times," for example).
- The next dancer adds a move ("jump three times . . . then spin around!").
- Continue to add steps. When the dance has at least three moves, perform it together.

Kid Conga Line

This Afro-Caribbean dance teaches kids about rhythm, coordination, and teamwork.

- Learn the dance: *step, step, step, kick to the side.* Then repeat.
- Form a line. Place your hands on the shoulders or waist of the person in front of you.
- Put on music and have the leader move the conga line around the room.
- Give each child a turn as the leader.



PARENT TIP:

The first two dances are great for 3- to 4-year-olds; the last two work best with children 5 and older.



Dance Music That Appeals to Kids . . . and Grownups!


Dance to the Curious George® theme song (see pbskids.org/curiousgeorge/video) or try these CDs—borrow them from your library or order them online.

Sing-A-Longs & Lullabies for the Film Curious George, by folk rock singer-songwriter Jack Johnson, is a lyrical, kid-pleasing soundtrack from the first Curious George film. Listen to the songs at: jackjohnsonmusic.com/music/detail/singalongsandlullabiesforthefilmcuriousgeorge.

Putumayo Kids offers more than 20 CDs of upbeat, culturally authentic music from around the world. Find their catalog at: www.putumayo.com/catalog/kidscds.

Dan Zanes, the former lead singer of the '80s Indie band the Del Fuegos, has produced nine inspired CDs of "all-ages" music, including the Grammy-winning *Catch That Train!* Sample the CDs at: www.danzanes.com/songbook.

Elizabeth Mitchell, a Smithsonian Folkways recording artist, offers an engaging mix of traditional American folk songs, international nursery rhymes, and contemporary songs that are especially appealing to the youngest listeners. Sample her four CDs at: youaremyflower.org.



Click and Explore

Try an online game that gets kids up out of their seats and dancing!
Play **Monkey Moves** at: pbskids.org/curiousgeorge/games.



**Watch Curious George®
on PBS KIDS®!**

Visit pbskids.org/curiousgeorge
and check out curiousgeorge.com
for more online fun.



Monkey See, Monkey Do

Get ready for Curious George's® dance lessons!

- Cut out George's dance cards below, fold them in half, and place in a bowl. Put on music.
- Have a dancer pick a card, then dance the way George says to.
- Take turns choosing cards and doing George's dances.



 Dance like a robot.	 Dance like someone just told you a funny joke.	 Do a silly dance.	 Dance like you're tired.
 Dance like you're scared.	 Do a bouncy dance.	 Do a dance low to the ground.	 Pretend you're dancing on a tightrope.
 Dance just with your arms, hands, and face.	 Dance like you're a rock star.	 Dance on your back.	 Do a dance using karate chops and kicks.
 Dance while you clap your hands and stomp your feet.	 Do a dance flapping your elbows.	 Dance like you're being blown by the wind.	 Do a dance in slow motion.

Visit pbskids.org/curiousgeorge and check out curiousgeorge.com for more online fun.

Fancy Footwork



Can you dance like a puppet?

Make Dancing Puppets

- Cut out the finger puppets and the holes for your fingers.
- Slip your fingers into one of the puppets and make it dance. Try hopping, sliding, and kicking.

Play the Game

- One player makes up a dance using a puppet. The other players watch how the puppet dances. Then they stand up and copy the puppet's dance, using their own bodies.
- Each player gets a turn making up a dance using a puppet while the other players imitate the puppet.



**Wiggle your fingers
to make silly legs!**

Visit pbskids.org/curiousgeorge and check out curiousgeorge.com for more online fun.